



Bibliotecarios

Atendiendo  
Altmetrics

Lo que las métricas no cuentan



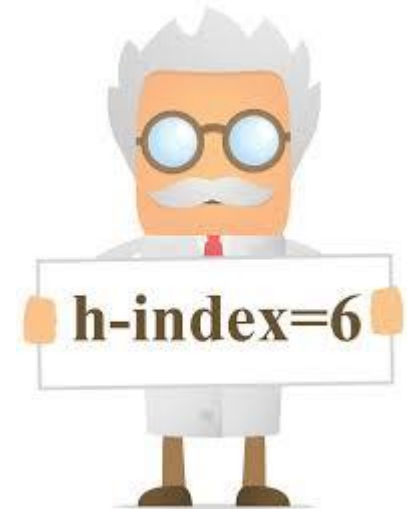
## Objetivos de esta sesión

- Identificar los tipos de impacto de la producción científica
- Entender Altmetrics
- Conocer las métricas por tipo de impacto según nivel
- Identificar las categorías de las herramientas altmetrics
- Reconocer los problemas de las altmetrics
- Obtener ideas para usar altmetrics como bibliotecarios

# Una experiencia diaria



“...profesora de arqueología medieval necesita conocer su índice h y todas las evidencias del impacto de sus publicaciones...”



Alternativa: **altmetrics**

Qué son, cómo se construyen,  
donde se encuentran,  
cómo se mejoran





A research output is mentioned online every **1.8 seconds**

**Monday  
Tuesday  
Wednesday  
Thursday  
Friday**

That's an average of **47,000** new mentions a day



Around **15,000** unique research outputs are shared or mentioned online each day

**26,362**

Public policy references

**23,976,890**

Social media shares

**39,229**

Post-publication peer-reviews



**1,042,462**

Wikipedia citations

**414,719**

Blog posts

**670,860**

Mainstream news stories



**Javier Guallar**

@jguallar



Siguiendo

las redes sociales científicas, elemento de  
disrupción en el sistema actual de  
comunicación científica, en [#CRECS16](#)

RETWEETS

3

ME GUSTA


9

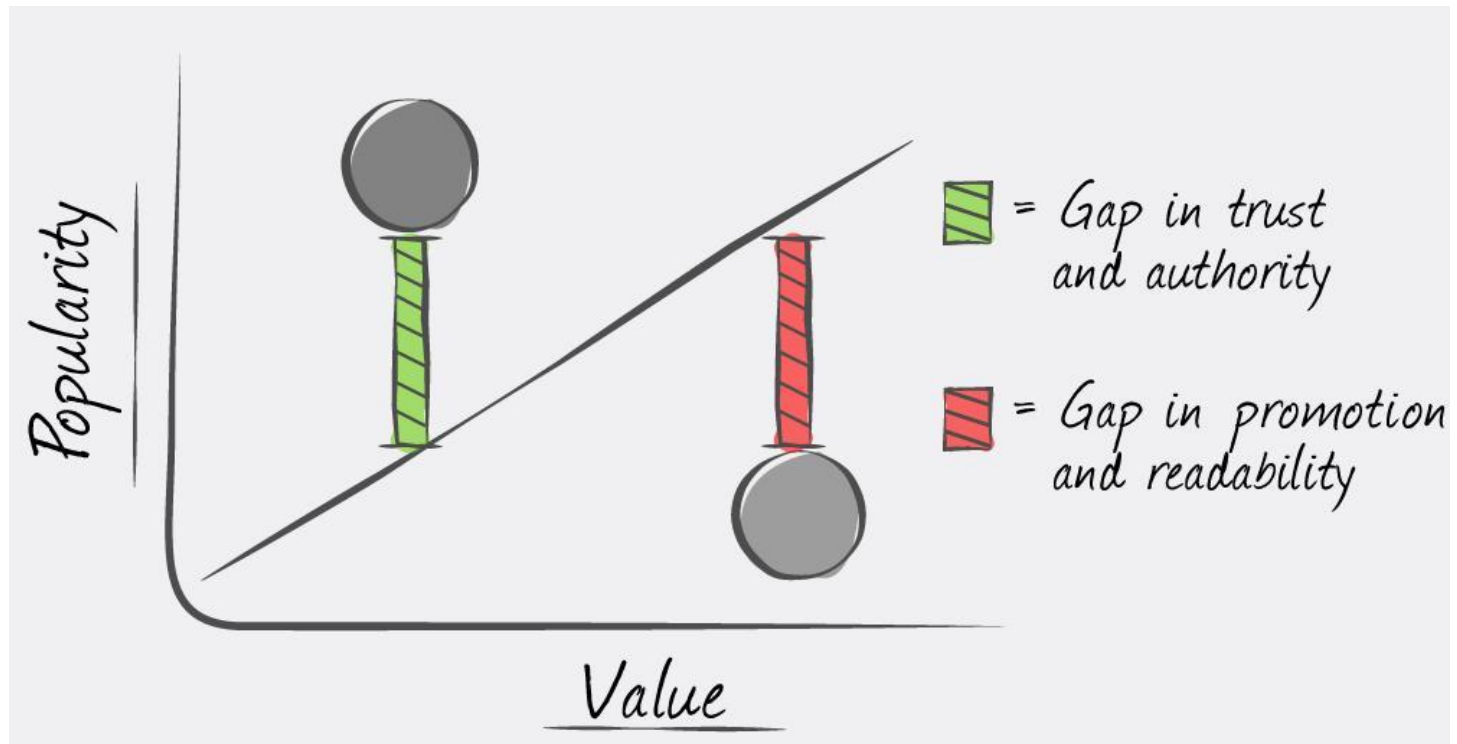
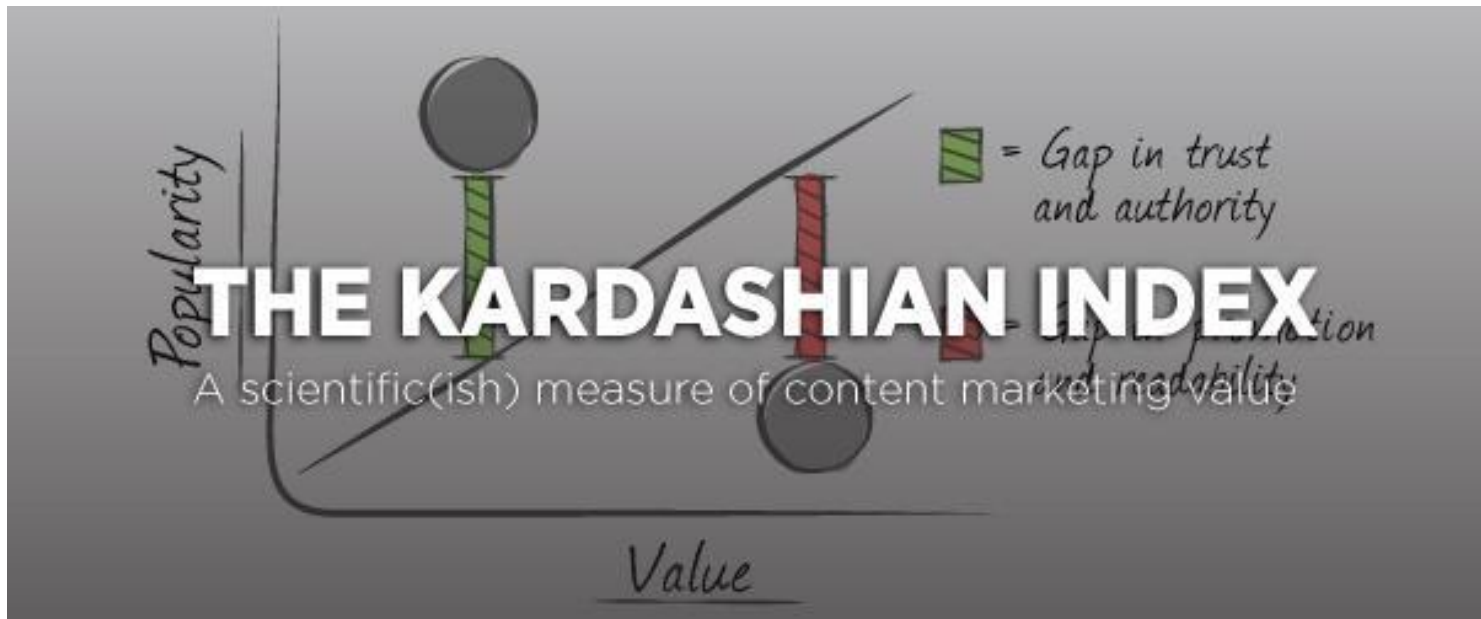


13:53 - 6 may. 2016

Barcelona, España







## [#twimpactfactor](#)

Factor t: una publicación, investigador, grupo, tiene factor t si su número de tuits ordenados por RT, tiene al menos t RT cada uno y el siguiente tiene menos (Bornmann & Haunschild, 2015)



The screenshot shows the arXiv.org interface for the article 't factor: A metric for measuring impact on Twitter'. The header includes the Cornell University Library logo and a search bar. The article title is prominently displayed, along with the authors' names, Lutz Bornmann and Robin Haunschild, and the submission date of August 10, 2015. On the right side, there is a 'Download:' section with a 'PDF only' option and a 'Current browse context:' section showing the article's position within the 'cs.DL' category.

El TFI (Twitter Factor de Impacto) de una revista es el “número de RT por tuit relevante” durante dos años (Cardona, et. al, 2016)



The screenshot shows the front page of a journal article from 'European Urology Focus'. The Elsevier logo is visible on the left. The article title is 'Introducing the Twitter Impact Factor: An Objective Measure of Urology's Academic Impact on Twitter'. The authors listed are Diana Cardona-Grau, Igor Sorokin, Gabriel Leinwand, and Charles Welliver. The page also indicates the article is available online as of April 2, 2016, and is currently a 'Corrected Proof'.





**Amelia L. López**

@alulomar



Seguir

No se puede hablar de transparencia en relación a los índices de calidad de las revistas , genial Pilar Perea #CRECS16

RETWEET

1

ME GUSTA

1



11:52 - 5 may. 2016







'La contribución demostrable que una investigación de excelencia hace a la sociedad y la economía''

Impacto social  
Impacto cultural  
Impacto medioambiental  
Impacto económico

Impacto en la investigación  
Impacto en los investigadores  
Impacto en la ciencia

$\Sigma$  impacto  $>$   $\Sigma$  citas

Las métricas tradicionales no pueden medir el verdadero impacto, no contemplan las múltiples vías en las que lo científico puede influenciar

Altmetrics mide y clasifica la producción de un autor, publicación, institución, su impacto e influencia en la web social, referencias que están fuera de los canales habituales de la publicación científica

Estas métricas sólo están disponibles para los documentos recientes, para los antiguos no es posible (anteriores a 2011)

Patrocinadores, agencias, evaluadores quieren conocer el cuadro completo del impacto

# Cuadro completo del impacto académico y social

	Audiencia científica	Audiencia general
Recomendado		
Citado	Cita tradicional	
Debatido		
Guardado		
Científico		

# Cuadro completo del impacto académico y social

	Audiencia científica	Audiencia general
Recomendado	Foros, F1000	Noticias
Citado	Cita tradicional	Wikipedia
Debatido	Blogs científicos	Blogs, Twitter
Guardado	Mendeley, CiteUlike	Delicious
Científico	Vistas en PDF	Vistas en HTML

<b>Compartir</b>	<ul style="list-style-type: none"> <li>• Menciones en prensa popular</li> <li>• Twitter: RT</li> <li>• Facebook: <u>MeGusta</u></li> <li>• Pinterest: Compartidos</li> </ul>	<b>Descargas</b>	<ul style="list-style-type: none"> <li>• Vistas Web</li> <li>• Descargas PDF</li> <li>• Lectores de blogs</li> <li>• Podcasts escuchados</li> <li>• Tiempo de lectura</li> </ul>	<b>Interacción</b>	<ul style="list-style-type: none"> <li>• Asistentes a eventos</li> <li>• Visitantes de exposiciones</li> <li>• Eventos de <i>networking</i></li> </ul>
------------------	--	------------------	--	--------------------	--

Difusión



<b>Debatido</b>	<ul style="list-style-type: none"> <li>• Utilizado en debate público</li> <li>• Citado por periodistas</li> <li>• Citado debates parlamentarios</li> </ul>	<b>Citado</b>	<ul style="list-style-type: none"> <li>• Citados en informes del gobierno, <u>ThinkThank</u> o de <u>ONGs</u></li> <li>• Mencionado en argumentos legales</li> <li>• Usado en evidencias de casos de estudio</li> </ul>
<b>Usado</b>	<ul style="list-style-type: none"> <li>• Académicos como miembros de juntas directivas</li> <li>• O en puestos consultivos del gobierno</li> <li>• Miembros de Redes profesionales</li> <li>• Pagar por investigar</li> </ul>	<b>Co-desarrollado</b>	<ul style="list-style-type: none"> <li>• Utilizado en materiales docentes</li> <li>• Adoptado por organizaciones profesionales</li> <li>• Construido para mejorar cualquier tipo de prestación</li> </ul>

Impacto

## Tono Vizcaíno y su peculiar perfil en Instagram para acercar la arqueología a la sociedad

Publicada el 25 abril, 2016 por Lydia Gil

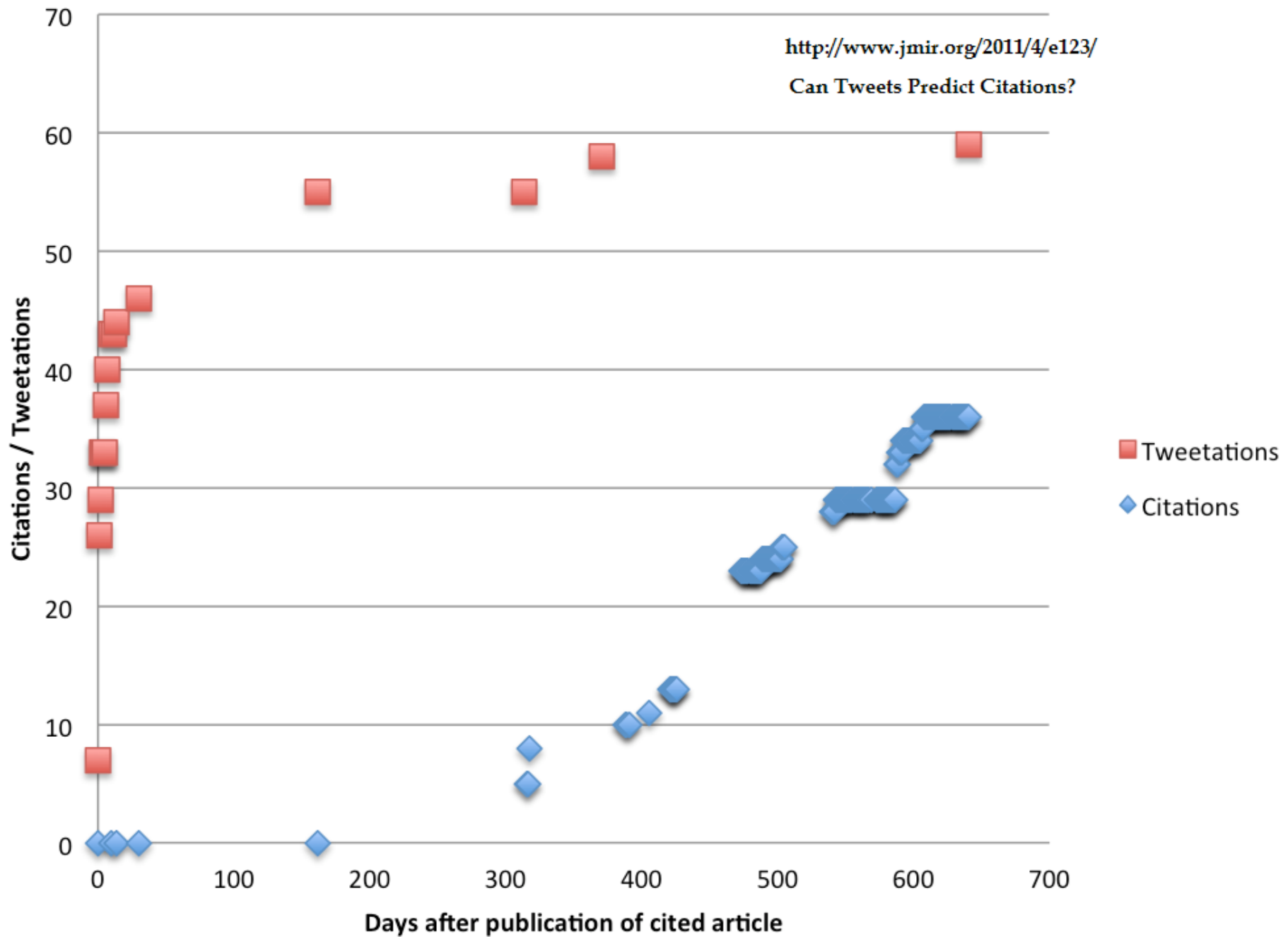


### El arqueólogo “Tono Vizcaíno” nos sorprende con su curiosa estrategia de divulgación en Instagram

En el post de hoy, quiero compartiros la curiosa estrategia que está realizando el arqueólogo valenciano, Tono Vizcaíno, en su perfil de Instagram “[Piedra, la arqueología a la vuelta de la esquina](#)”, con el que pretende acercar la arqueología a la sociedad de una forma peculiar, divertida y quizá un poco friki.







# Pasos hacia altmetrics



2006

2009



307 Save	69 Citation
18,293 View	15 Share

Manifiesto

2010

2012

**Impact**

 <b>usage</b> downloads views	 <b>peer-review</b> expert opinion	 <b>citations</b>	 <b>alt-metrics</b> storage links bookmarks conversations
---	---	---	---



2013/  
2016



# Pasos hacia altmetrics

Productos de su investigación en vez de publicaciones

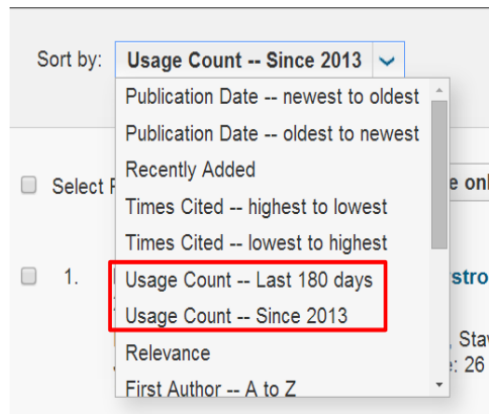


2013

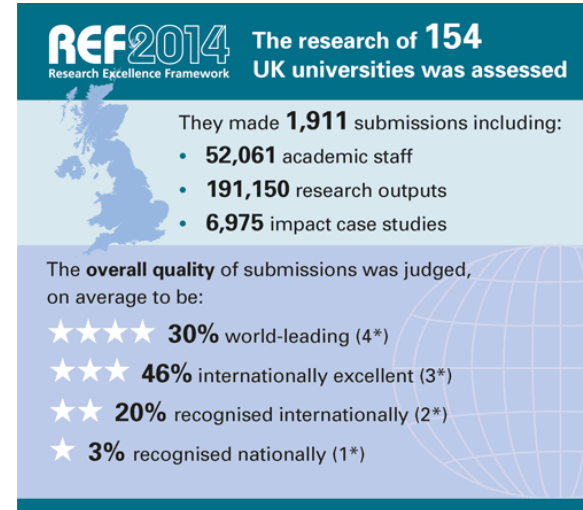
Usage count Thomson Reuters

2015

Figura 5. Posibilidad de ordenar los registros de una búsqueda por su número de usos



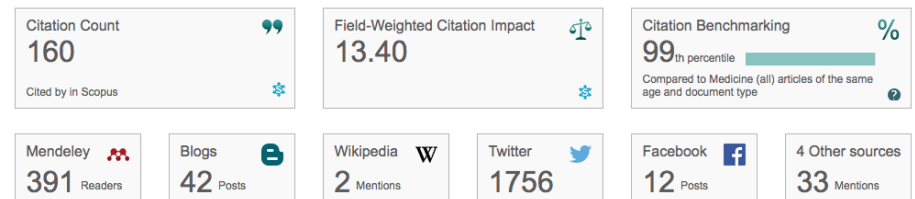
2014



2015

Scopus

Overview



# Entendiendo altmetrics



## Altmetric.org (2010) y NISO (2016)

Creación y estudio de nuevas métricas basadas en la actividad digital y social, para el análisis, la evaluación y la difusión científica:

1. Es inseparable de Internet, especialmente de la web social pero abarca toda la actividad con la colección digital.
2. Responde a la necesidad de crear nuevas métricas basadas en los big data que ofrece la actividad social de los stakeholders en los medios digitales y sociales.
3. Es relativa a lo científico y académico. Responde al mismo impulso de las métricas tradicionales de medir, trazar y analizar la actividad científica como corresponde a las prácticas y herramientas actuales (Roemer & Borchardt, 2015).

Altmetrics es un conjunto de métodos basados en la web social y medios digitales para medir, trazar y analizar los resultados de las investigaciones.

# Encontrando **altmetrics**

8000 revistas importantes utilizan Altmetrics



## Scopus



PLOS  
PUBLIC LIBRARY  
of SCIENCE



**Wiley Online Library**



Nature Publishing Group



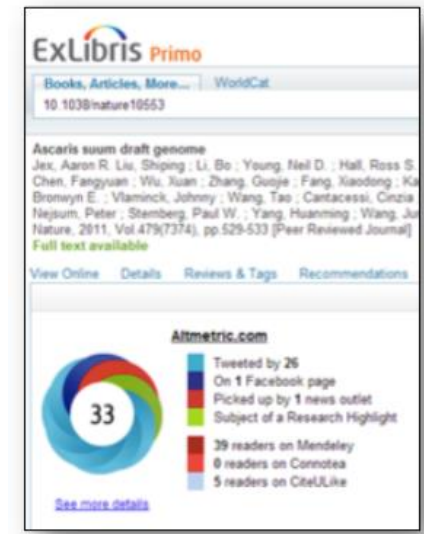
**ELSEVIER**



**AHA Journals**

# Encontrando altmetrics

Repositorios institucionales (+ catálogos)  
utilizan Altmetrics



# Categorías de altmetrics

Mide el impacto en cuatro niveles:



Métricas centradas en la contribución científica específica: objeto científico (artículo)



Métricas centradas en las fuentes, escenarios en los que se produce la contribución científica individual: revista, etc.



Métricas centradas en la producción de un autor




Métricas centradas en los resultados del grupo de investigación o institución



# El objeto científico

- Articles
- Blog posts
- Book chapters
- Books
- Cases
- Clinical Trials
- Conference Papers
- Data Sets
- Figures
- Grants
- Interviews
- Letters
- Media
- Patents
- Posters
- Presentations
- Reports
- Source Code
- Theses / Dissertations
- Videos
- Web Pages



Métricas centradas en la contribución científica específica: objeto científico (item-level metrics)



Uso	Capturas	Menciones	Medios sociales	Citas	Puntuaciones
Clicks/Visitas (Google analytics)	Marcadores	Post en blogs	Me gusta	Citas clínicas	Puntuación Altmetric
Descargas	Desarrollos de software	Comentarios	Compartidos y RTs		Percentil ImpactStory
En catálogos (Amazon, WorldCat)	Favoritos	Revisiones			
	Guardados/ Lectores	Atribuciones			

OPEN ACCESS PEER-REVIEWED

RESEARCH ARTICLE

# TOX3 Mutations in Breast Cancer

James Owain Jones, Suet-Feung Chin, Li-An Wong-Taylor, Donna Leaford, Bruce A. J. Ponder, Carlos Caldas, Ana-Teresa Maia

Published: September 19, 2013 • <http://dx.doi.org/10.1371/journal.pone.0074141>

15 Save	8 Citation
2,928 View	0 Share

Article Authors **Metrics** Comments Related Content

Download PDF

Print

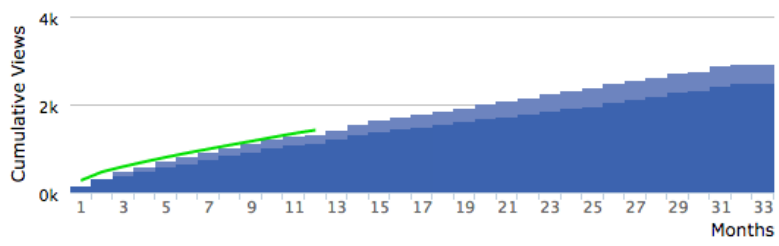
Share

CrossMark

## Viewed

Total Article Views	HTML Page Views	PDF Downloads	XML Downloads	Totals
<b>2,928</b>	<b>PLOS</b> 2,066	391	30	<b>2,487</b>
<small>Sep 19, 2013 (publication date) through May 06, 2016 *</small>	<b>PMC</b> 307	134	n.a.	<b>441</b>
	<b>Totals</b> 2,373	<b>525</b>	<b>30</b>	<b>2,928</b>

22.12 % of article views led to PDF downloads



Compare average usage for articles published in 2013 in the subject area:

Biology and life sciences | [Show reference set](#)

### Subject Areas

- Nonsense mutation
- Breast cancer
- Deletion mutation
- Point mutation
- Mutation
- Complementary DNA
- DNA sequence analy...
- Missense mutation

ADVERTISEMENT

\*Although we update our data on a daily basis, there may be a 48-hour delay before the most recent numbers are available. PMC data is posted on a monthly basis and will be made available once received.



[Back to Stats](#)



# What role do librarians play in altmetrics? | ¿Qué papel juegan los bibliotecarios en las altmetrics?

González-Fernández-Villavicencio, N., Domínguez-Aroca, M.I., Calderón-Rehecho, A., García-Hernández, P. *Anales de Documentacion*, vol. 18, issue 2 (2015)

[View on Scopus](#)

Citations

0

Powered by Scopus

Readers


101

Powered by Mendeley

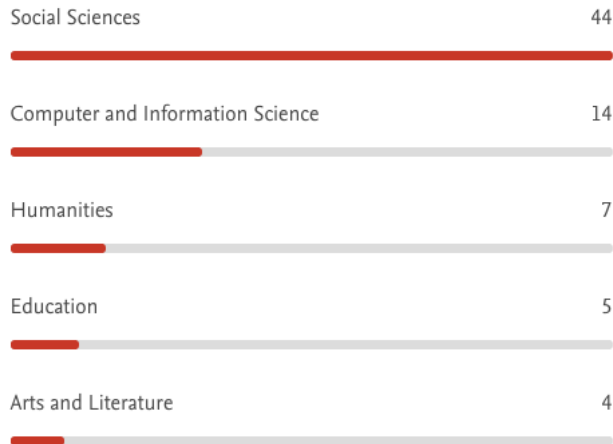
## How this publication is being shared

In Mendeley, this publication was added to a library **101 times.**

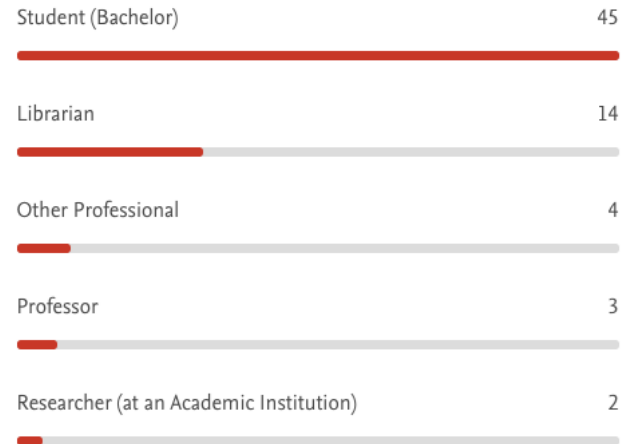
To date, this publication has been added to **7 groups.**



## Mendeley readers by discipline

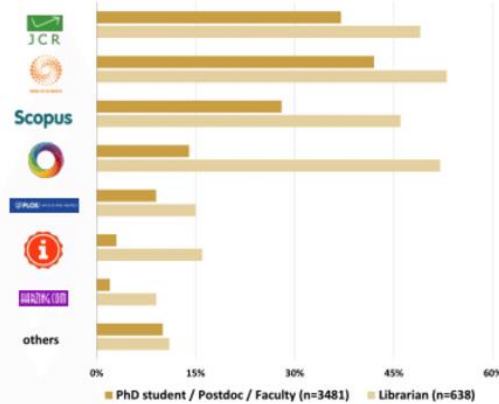


## Mendeley readers by academic status





% of researchers & librarians using:



impact tools per discipline: altmetrics' share



Download (614.61 kB)

Share Cite Embed + Collect (you need to log in first)

# 101 Innovations in Scholarly Communication - addendum Assessment (October 2015)

11.10.2015, 20:58 (GMT) by Bianca Kramer, Jeroen Bosman

Poster presented at 2:AM Altmetrics Conference, Oct 7-8 2015  
<http://www.altmetricsconference.com>

343 views | 46 downloads

CATEGORIES

- Library and Information Studies



INNOVATICS 5º CONGRESO INTERNACIONAL DE INVESTIGACIÓN EN BIBLIOTECAS Y CIENCIAS DE LA INFORMACIÓN

## Formación en competencias digitales #DigComp

Added to profile

Competencias digitales #digcomp  
8 months ago, 47 slides

2998 views | 11 likes | 0 comments | 32 downloads



**PLUMX**

**Usage**  
PDF Views: **1052**  
HTML Views: **7006**

**Captures**  
Readers: **34**

**Mentions**  
Comments: **11**

**Social Media**  
Tweets: **63**  
+1s: **2**  
Likes: **20**  
Shares: **13**

**Citations**  
CrossRef: **1**  
[see details](#)



**Martha Kyrillidou**  
added full-texts to 3 publications

Apr 28



Article

## From usage to user: Library metrics and expectations for the evaluation of digital libraries

July 2009


Brinley Franklin · Martha Kyrillidou · Terry Plum

[Download](#) [Follow](#)

4 Citations **18 Reads**



Source



[Edit Bookmark](#) [Delete Bookmark](#) [Share Bookmark](#)

## Create photo galleries from social hashtags - Picsho

**20**  
Saves

<http://picsho.com/>  
[picsho.com](http://picsho.com)

This link recently saved by [nievesglez](#) on September 29, 2014

[altmetrics](#) [CuraciondeDatos](#) [imágenes](#)



# Sexual activity and cardiovascular disease: A scientific statement from the American Heart Association

Citation data: Circulation, ISSN: 0009-7322, Vol: 125, Issue: 8, Page: 1058-1072

Publication Year: 2012

Researchers: Robert Kloner

USAGE	365	CAPTURES	94	MENTIONS	42	SOCIAL MEDIA	591	CITATIONS	130
Clicks	217	Readers	74	Comments	39	Likes	347	Citation Indexes	87
Abstract Views	132	Exports-Saves	20	Blog Mentions	1	Shares	135	<b>Clinical Citations</b>	<b>43</b>
Link-outs	16			Links	1	+1s	59		
				News Mentions	1	Tweets	50		



- REVIEW SUMMARY
- TWEETS
- BLOG MENTIONS
- NEWS MENTIONS
- WIKIPEDIA
- CLINICAL CITATIONS**

This review has 43 Clinical Citations from DynaMed Plus Topics.

- Aortic regurgitation**  
 31 de Marzo de 2016  
[Read More](#)
- Aortic stenosis**  
 25 de Febrero de 2016  
[Read More](#)
- Atrial fibrillation**  
 7 de Febrero de 2016  
[Read More](#)
- Atrial flutter**  
 8 de Diciembre de 2015  
[Read More](#)
- Atrial septal defects and patent foramen ovale**  
 29 de Diciembre de 2015  
[Read More](#)
- Carcinoid heart disease**  
 8 de Agosto de 2013  
[Read More](#)
- Coarctation of aorta**  
 8 de Diciembre de 2015  
[Read More](#)
- Computed tomography (CT) for coronary artery disease**  
 13 de Julio de 2015  
[Read More](#)
- Congenital heart disease (list of topics)**  
 11 de Febrero de 2016  
[Read More](#)

## Article metrics for:



## Post-study caffeine administration enhances memory consolidation in humans

Daniel Borota, Elizabeth Murray, Gizem Keceli, Allen Chang, Joseph M Watabe, Maria Ly, John P Toscano & Michael A Yassa


*Nature Neuroscience* **17**, 201–203 (2014) | doi:10.1038/nn.3623

Last updated: 2 February 2016 16:51:48 EST

### Total citations



### Online attention



#### Altmeter score (what's this?)

- Tweeted by **851**
- On **44** Facebook pages
- Mentioned in **18** Google+ posts
- Picked up by **108** news outlets
- 7** Reddit

[View more](#)

#### This Altmeter score means that the article is:

- in the 99 percentile (ranked 17th) of the 126,692 tracked articles of a similar age in all journals
- in the 98 percentile (ranked 1st) of the 71 tracked articles of a similar age in *Nature Neuroscience*





# THE ALTMETRIC TOP 100

What academic research  
caught the public  
imagination in 2015?



EXPLORE

metricas de la web social

Cerca



1.500 resultats ordenats per rellevància  Afegeix resultats de fora de la col·lecció de la teva Biblioteca

En línia



### 1. BIBLIOTECAS, MEDIOS Y MÉTRICAS DE LA WEB SOCIAL

per [Nieves González Fernández-Villavicencio](#)  
 Anales de Documentación, 01/2016, Volum 19, Número 1  
 Enllaç permanent

This paper is an abstract of the dissertation Profitability of a library using **social** media and highlights research carried out in order to demonstrate the profitability of libraries that make use of...

Article de publicació periòdica: [Text complet en línia](#)

En línia



### 2. Evaluación del Observatorio de Salud de Asturias: métricas de web y redes sociales, y opinión de los profesionales de la salud

per [Casajuana Kögel, Cristina](#); [Cofiño, Rafael](#); [López, María José](#)  
 Gaceta Sanitaria, 05/2014, Volum 28, Número 3  
 Enllaç permanent

Article de publicació periòdica: [Text complet en línia](#)

Altmetric 3

Tweeted by 4

9 readers on Mendeley

[See more details](#) | [Close this](#)

En línia



### 3. Social TV analytics: nuevas métricas para una nueva forma de ver television

per [Gallego, Francisco](#)  
 Index.comunicacion, 01/2013, Número 3  
 Enllaç permanent

Este estudio pertenece a una serie de investigaciones llevadas a cabo por el grupo de investigación FONTA de la Universidad Complutense de Madrid para analizar el desarrollo de la television **social** en Espana...

Article de publicació periòdica: [Text complet en línia](#)

Llegeix en línia | Cita | Correu electrònic

### Evaluación del Observatorio de Salud de Asturias: métricas de web y redes sociales, y opinión de los profesionales de la salud

per [Casajuana Kögel, Cristina](#); [Cofiño, Rafael](#); [López, María José](#)

**Títol de la publicació:** Gaceta Sanitaria  
**Volum:** 28  
**Número:** 3  
**Pàgines:** 183 - 189  
**Data:** 05/2014  
**ISSN:** 0213-9111  
**DOI:** [10.1016/j.gaceta.2013.12.008](#)

**Llengua:** Spanish

**Altmetrics:**



[See more details](#)

Tweeted by 4

9 readers on Mendeley

✘ Want to publish? Start your next submission today!

SUBMIT

MEMBERSHIP

SIGN IN

SIGN UP

Follow

Search all Journals and Conferences

Published on 16.12.11 in Vol 13, No 4 (2011): Oct-Dec

This paper is in the following e-collection/theme issue:

- Editorial
- Epublishing and Open Access
- Medicine 2.0: Social Media, Open, Participatory, Collaborative Medicine
- Scientometrics, Infometrics, and Altmetrics

Article Cited By (135) Tweetations (1885) Metrics

f 205 t G+ in 226 p

### Citation

Please cite as:  
Eysenbach G  
Can Tweets Predict Citations? Metrics of Social Impact Based on Twitter and Correlation with Traditional Metrics of Scientific Impact  
J Med Internet Res 2011;13(4):e123  
DOI: 10.2196/jmir.2012  
PMID: 22173204  
PMCID: PMC3278109

Copy Citation to Clipboard

### Export Metadata

- END for: Endnote
- BibTeX for: BibDesk, LaTeX
- RIS for: RefMan, Procite, Endnote, RefWorks
- Add this article to your Mendeley library
- Add this article to your CiteULike library

### Download:

PDF XML

### Metrics

Overview

Citations

Tweetations

Number of Views

## Altmetrics

#tweetations



- Picked up by 1 news outlets
- Blogged by 36
- Tweeted by 1588
- On 12 Facebook pages
- Referenced in 2 Wikipedia pages
- Mentioned in 27 Google+ posts
- Mentioned in 1 LinkedIn forums
- Reddited by 3
- Mentioned in 1 Q&A threads
- 3 readers on Mendeley
- 20 readers on CiteULike

See more details

Altmetrics discovers Social Media mentions. Click the 'details' link for a full report.



# Altmetric

Pesos de cada item

- Policy documents
- News
- Blogs
- Twitter
- Post-publication peer-reviews
- Facebook
- Sina Weibo
- Wikipedia

3
8
5
1
3
0,25
1
3

- Google+
- LinkedIn
- Reddit
- Faculty1000
- Q&A (stack overflow)
- Youtube
- Pinterest

0,5
0,5
0,25
1
0,25
0,25
0,25

# Helping students become literate in a digital, networking-based society: A literature review and discussion

González-Fernandez-Villavicencio, Nieves.

2010 *The International Information & Library Review*



☰ Summary    📄 Full text    📊 Metrics (4)    🗺 Map (0)    🐦 Tweets (0)

📖 **117** Mendeley readers ↗

🟢 **16** Scopus citations ↗

📖 **2** CiteULike bookmarks  
Compared to other Computer and Information Science articles from 2010. Click to read more about how we determine percentiles.

📄 **39** Impactstory views ↗

**99th** percentile on Impactstory

**88th** percentile on Impactstory

**82nd** percentile on Impactstory

**99th** percentile on Impactstory




Métricas centradas en las fuentes, escenarios en los que se produce la contribución científica individual: revista, etc. (Journal-level metrics)



<b>PLOS (Public Library of Science)</b>	<b>Elsevier Altmetric. com</b>	<b>Altmetric.com Revistas</b>	<b>BookMetric Altmetric.com sólo para Springer</b>	<b>Altmetric.com para libros cualquier editorial</b>
Datos de uso del resumen de la revista	Artículos mejor posicionados por revista	Suma de datos de los artículos de la revista	Datos por capítulos (DOIs)	Datos por capítulos (DOIs)
			Media de datos por libro (ISBN)	Media de datos por libro (ISBN)

[Guide for Authors](#) [Submit Your Paper](#)[Track Your Paper](#)[Order Journal](#)[View Articles](#)


### Journal Metrics

Source Normalized Impact per Paper (SNIP): **1.364** SCImago Journal Rank (SJR): **2.151** Impact Factor: **2.285** 5-Year Impact Factor: **3.140** 

### Stay up-to-date

Register your interests and receive email alerts tailored to your needs  
[Click here to sign up](#)

## Altmetrics - Top Rated Articles

The colored bars illustrate the engagement of the social media communities with articles in Journal of Experimental Social Psychology. It is based on the amount of activity from Twitter, Facebook, science blogs, mainstream news, and other sources captured by Altmetric.com for each publication in the last six months.  [Let us know](#) what you think about altmetrics.



### Enclothed cognition




### Understanding overconfidence: Theories of intelligence, preferential attention, and distorted self-assessment



### Charting the future of social psychology on stormy seas: Winners, losers, and recommendations





## CHALLENGES AND OPPORTUNITIES FOR THE WORLD'S FORESTS IN THE 21ST CENTURY - 2014

**EDITORS** Trevor Fenning

**ISBN** 9789400770768 • 9789400770751

**DOI** 10.1007/978-94-007-7076-8 [↗](#)

**DISCIPLINES** Life Sciences • Environmental Sciences

**SUBDISCIPLINES** Ecology • Forestry • Global Change - Climate Change

[VIEW ON PUBLISHER SITE](#)

### SHOW ACTIVITY FOR:

SUMMARY	11	7	62	34K	1
Combined activity for all chapters					
<b>CHAPTER 1</b> Introduction	1	0	0	942	
<b>CHAPTER 2</b> A Burning Issue: Tropical Forests and the Health of Global Ecosystems	0	0	0	934	
<b>CHAPTER 3</b> Silviculture of Planted Forests Managed for Multi-functional Objectives: Lessons from Chinese and British Experiences	3	0	1	949	
<b>CHAPTER 4</b> Forests for All? Considering the	0	0	0	932	

### ALL ACTIVITY FOR BOOK:

# Challenges and Opportunities for the World's Forests in the 21st Century



### CITATIONS SUMMARY

Showing 1–11 of 11 total citations.

#### 2016

- [Leaf nutrient dynamics and nutrient resorption: a comparison between larch plantations and adjacent secondary forests in Northeast China](#)  
Journal article in **Journal of Plant Ecology**
- [Cork oak pests: a review of insect damage and management](#)  
Journal article in **Annals of Forest Science**

#### 2015

- [Forest tree genomics: 10 achievements from the past 10 years and future prospects](#)  
Journal article in **Annals of Forest Science**
- [Effects of thinning on early seed regeneration of two broadleaved tree species in larch plantations: implication for converting pure larch plantations into larch-broadleaved mixed forests](#)  
Journal article in **Forestry**
- [Experimental climate warming alters aspen and birch phytochemistry and performance traits for an outbreak insect herbivore](#)  
Journal article in **Global Change Biology**



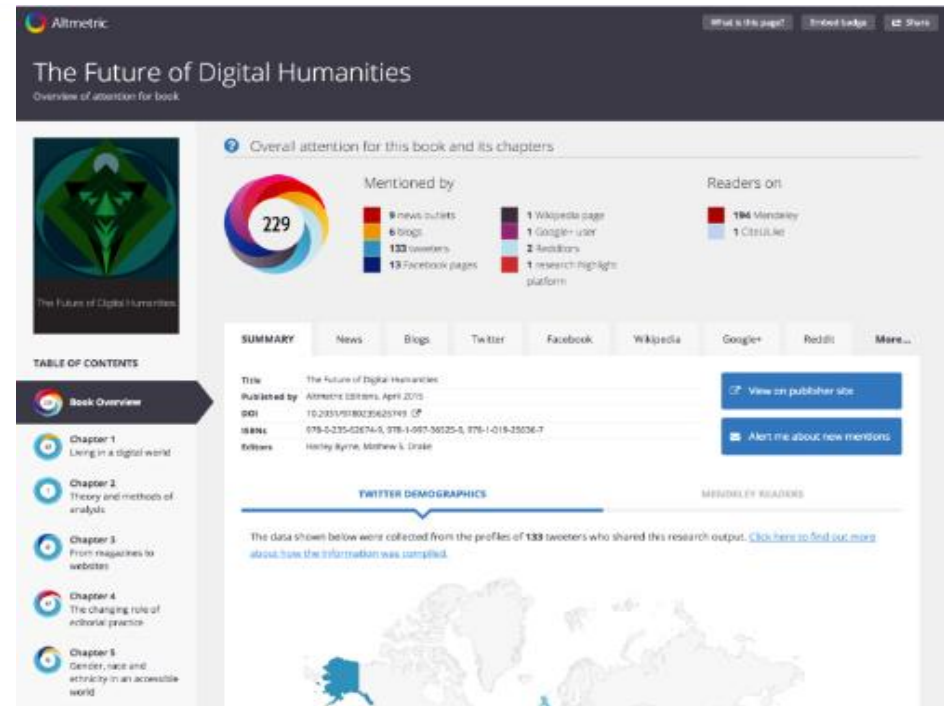
# Altmetric for Books

Track and showcase the online engagement surrounding your books and chapters

Introduction UX Benefits Pricing and Implementation



Routledge Handbooks Online



**The Future of Digital Humanities**  
Overview of attention for book

Overall attention for this book and its chapters

Mentioned by: 229  
 9 news outlets  
 6 blogs  
 133 tweeters  
 13 Facebook pages  
 1 Wikipedia page  
 1 Google+ user  
 2 Audible  
 1 research highlight platform

Readers on: 194 Mendeley, 1 CrossRef

**TABLE OF CONTENTS**

- Book Overview
- Chapter 1: Living in a digital world
- Chapter 2: Theory and methods of analysis
- Chapter 3: From magazines to websites
- Chapter 4: The changing role of academic practice
- Chapter 5: Gender, race and ethnicity in an accessible world

**SUMMARY** News Blogs Twitter Facebook Wikipedia Google+ Reddit More...

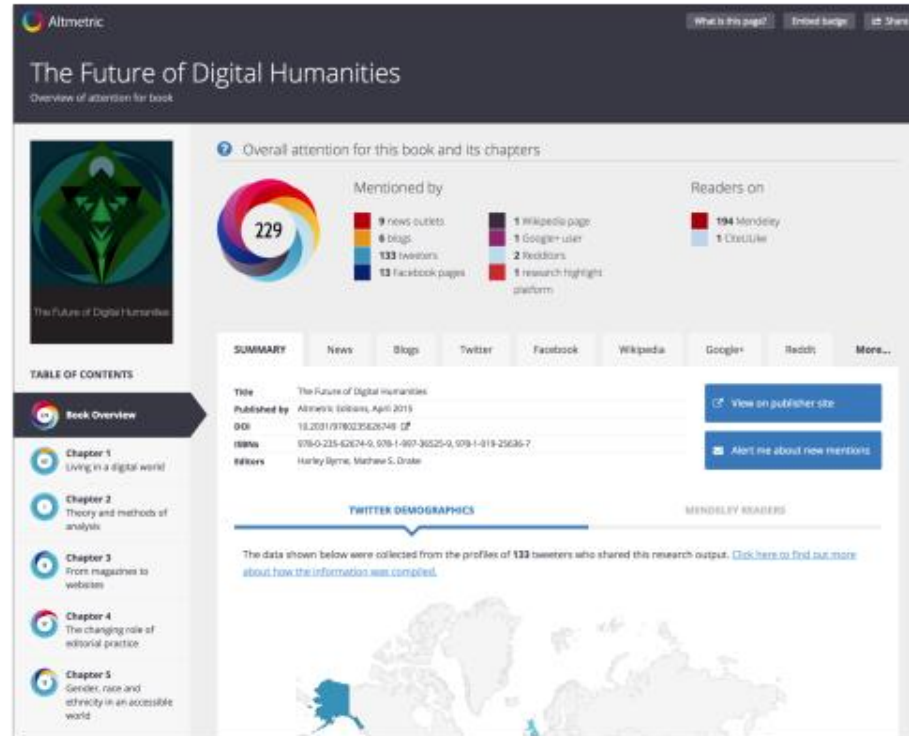
Title: The Future of Digital Humanities  
 Published by: Altmetric Editors, April 2010  
 DOI: 10.2305/978025625193\_0F  
 ISBNs: 978-0-235-02674-5, 978-1-097-30025-5, 978-1-019-25036-7  
 Editors: Hestie Byrne, Matthew K. Drake

**TWITTER DEMOGRAPHICS** MENDELLEY READERS

The data shown below were collected from the profiles of 133 tweeters who shared this research output. [Click here to find out more about how the information was collected.](#)



# Altmetric.org para libros



View a summary of attention for the whole book

Click to explore Altmetric data for individual chapters

View the book on the publisher site, and sign up to receive alerts when new mentions are found

Demographic data for Twitter and Mendeley shows where in the world people are engaging



## Métricas centradas en la producción de un autor en el tiempo



<b>ImpactStory</b>	<b>PlumX</b>	<b>ResearchGate</b>	<b>Altmetric.org</b>
Perfil/Perfil de métricas clave	Publicaciones de un autor	Puntuación (Score)	Altmetric stats
Menciones	Uso/Capturas/Citas/ Medios sociales/Menciones	Índice h	
Se basan cada vez más en ORCID para crear el perfil y actualizar la producción científica			

# Nieves González-Fernández-Villavicencio



Nieves is a chief librarian of Economics and Business at University of Seville (Spain) and PhD and lecturer at Librarianship and Documentation Area at University Pablo de Olavide in Seville (Spain). She studies social media metrics applied to libraries and digital competencies. ✎



Open Access

Economics and Business Library of University of Seville (Spain) and Librarianship Area of University P. de Olavide (Seville, Spain) ✎



Connect more accounts

Overview

Map

Twitter fans

articles (77)

conference papers (5)

datasets (10)

posters (1)

slide decks (139)

software products (7)

webpages (7)

## Selected works

### Helping students become literate in a digital, networking-based society: A literature review and discussion

(2010) González-Fernández-Villavicencio, Nieves. *The International Information & Library Review*

read fulltext

highly cited

highly saved

viewed

### Servicios de referencia en bibliotecas universitarias: tendencias y plan de marketing

(2012) González-Fernández-Villavicencio, Nieves. *El Profesional de la Información*, vol. 21, nº 6.

read fulltext

highly saved

cited

discussed

viewed

### Herramientas de la web social

(2010) *Slideshare*.

view slides

recommended

discussed

viewed

+5

## Key profile metrics

1

tweets across

52 articles

320.1k

views across

124 slide decks

298

favorites across

124 slide decks



Impactstory



# Nieves Gonzalez-Fernandez-Villavicencio

Universidad Pablo de Olavide Responsable de área de Biblioteconomía y Documentación

📍 2 👤 3 🏠 1

- OVERVIEW
- ACHIEVEMENTS
- MENTIONS
- PUBLICATIONS

## ACHIEVEMENTS view all



### Global South 97

More than 33% of people who mention your research are in the Global South. This puts you in the top 2% of researchers.

📌 Countries include Ecuador.



### Hot Streak 79


People keep talking about your research. Someone has mentioned your research online every month for the last 2 months. That's an attention streak matched by only 21% of scholars.



### All Readers Welcome

Your writing has a reading level that is easily understood at grade 12 and above, based on its abstracts and titles. That's great – it helps lay people and practitioners use your research. It also puts you in the top 17% in readability.

## MENTIONS

5 online mentions across 1 channels:  5

## MENTIONS

83 online mentions across 6 channels:  60  12  8  1  1  1

## PUBLICATIONS view all


 [¿Qué papel juegan los bibliotecarios en las altmetrics?](#)  
2015 *Anales de Documentación* 

4 

 [Servicios de referencia en bibliotecas universitarias: tendencias y plan de marketing](#)

2012 *El profesional de la información*

1 

 [Plan ALBA de formación en competencias digitales de las bibliotecas públicas andaluzas](#)

2010 

<https://impactstory.org/u/0000-0001-8940-7429>

📌 All the data you see here is open for re-use.

 view as JSON





Nieves Gonzalez Fernández-Villavicencio 9.06

PhD Knowledge Society

Librarian

Universidad de Sevilla, Sevilla · Library

Add a new Article



Overview

Contributions

Timeline

Info

Stats

Scores

9.06  
RG Score

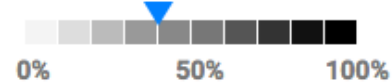


Breakdown:

- 98% Publications
- 0% Answers
- 2% Questions
- 0% Followers

Percentile:

Your score is higher than 40% of ResearchGate members'.



3  
h-index

2  
h-index  
excluding  
self-citations

Top *h* cited publications:

Helping students become literate in a digital, networking-based society: A literature review and discussion


Article · Jun 2010 · The International Information & Library Review

[See more](#)

R<sup>G</sup>


Artifact Summary

55




Article

1



Review

1



Chapters

**Researchers**

Showing 1 of 1



Mostrar todos



Todos (57)   Article (55)   Review (1)   Book Chapter (1)

Filter...

Impact by Type: Todos



Año	Title	Tipo	Todos				
			Captures	Citations	Social Media	Mentions	Usage
2015	Tecnologías, investigación y futuro de la profesión	Article	82	1			1655
2013	Institutional and country collaboration in an online service of scientific profiles: Google Scholar Citations	Article	49	8	5		46
2013	Measuring the institution's footprint in the web	Article	146	22			535
2013	A new generation of tools for search, recovery and quality evaluation of World Wide Web medical resources	Article	54				85
2013	Core-periphery structures in national higher education systems. A cross-country analysis using interlinking data	Article	19	3			44
2013	A new generation of tools for search, recovery and quality evaluation of World Wide Web medical resources	Article	2				8
2013	From Dr. Aguillo's Pen	Article					1

## Find the online impact of your research

Track buzz on Twitter, blogs, news outlets and more: we're like Google Scholar for your research's online reach. Making a profile takes just seconds:

JOIN FOR FREE WITH ORCID

 I don't have an ORCID



# Altmetric

### Altmetric ORCID Profile

What is the wider social impact of your research? Now you can find out – just enter your ORCID profile in the box below, and we'll find out who's talking about your research - and what they're saying.

Enter your ORCID ID

Show my profile



# Altmetric ORCID profile



0000-0002-2668-2164

Show my profile

## Profile for Juan-Jesús Torres-Gordillo ORCID profile

Graduate Degree (B. A.) in Educational Sciences by University of Seville (Spain). Postgraduate on 'e-Learning: technology-based training' by University of Seville. Diploma of Advanced Studies in Educational Sciences by University of Seville. PhD in Educational Sciences by University of Seville (Spain). Actually, I am an Associate Professor (accredited) at Department of Educational Research Methods and Diagnostics, Educational Sciences Faculty, University of Seville (Spain).

### Published works



La evaluación de cursos de formación online: el caso ISTAS

10.6018/red/49/9



Social and didactic factors into learning process in online forums | Factores sociales y didácticos en el proceso de aprendizaje en foros online

10.15581/004.29.143-163



Evaluative research of E-learning in environment and occupational safety: A qualitative analysis of the programs offered by the istas foundation | Investigación evaluativa de la formación online en prevención de riesgos laborales y medio ambiente: Un análisis cualitativo de los programas impartidos por la fundación istas

10.6018/rie.32.1.166621



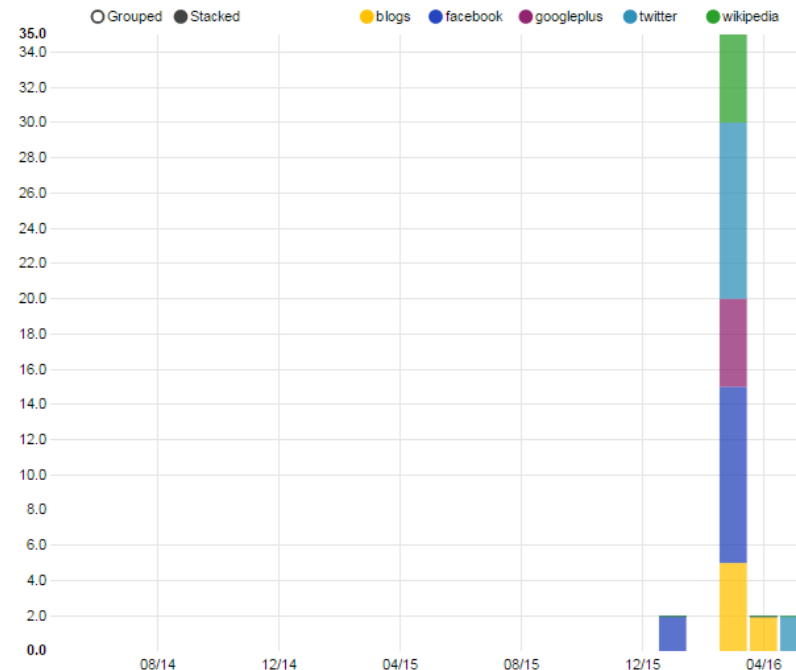

Evaluative research of E-learning in environment and occupational safety: A qualitative analysis of the programs offered by the istas foundation | Investigación evaluativa de la formación online en prevención de riesgos laborales y medio ambiente: Un análisis cualitativo de los programas impartidos por la fundación istas

10.6018/rie.32.1.166621



Assessment of participants' satisfaction with e-learning: A study on risk prevention and environment training | Evaluación de la satisfacción de los participantes en e-Learning. Un estudio sobre formación en prevención de riesgos y medio ambiente

### Altmetric stats



# ChemConnector Blog

Home

Curriculum Vitae

Publications

RTP Cheminformatics Group

## Curriculum Vitae

Antony John Williams, PhD, FRSC

Blog: <http://www.chemconnector.com>

LinkedIn profile: <http://www.linkedin.com/in/antonywilliams>

Mendeley profile: <http://www.mendeley.com/profiles/antony-williams/>

SlideShare profile: <http://www.slideshare.net/AntonyWilliams>

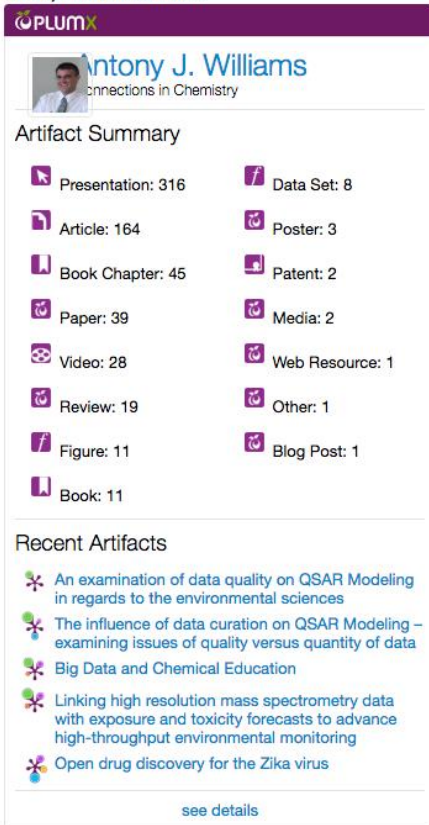
Wikipedia profile: [http://en.wikipedia.org/wiki/Antony\\_John\\_Williams](http://en.wikipedia.org/wiki/Antony_John_Williams)

AboutMe Profile: <http://about.me/ChemConnector>

Amazon Author Page: <http://www.amazon.com/-/e/B004YRPRV2>

My Kudos Page: <http://www.growkudos.com/profiles/11420>

Antony Williams on PlumX:



**Antony J. Williams**  
Connections in Chemistry

**Artifact Summary**

Presentation: 316	Data Set: 8
Article: 164	Poster: 3
Book Chapter: 45	Patent: 2
Paper: 39	Media: 2
Video: 28	Web Resource: 1
Review: 19	Other: 1
Figure: 11	Blog Post: 1
Book: 11	

**Recent Artifacts**

- An examination of data quality on QSAR Modeling in regards to the environmental sciences
- The influence of data curation on QSAR Modeling – examining issues of quality versus quantity of data
- Big Data and Chemical Education
- Linking high resolution mass spectrometry data with exposure and toxicity forecasts to advance high-throughput environmental monitoring
- Open drug discovery for the Zika virus

[see details](#)

ORCID Profile: <http://orcid.org/0000-0002-2668-4821>

Publons Profile: <https://publons.com/author/206575/antony-williams>

## ABOUT.ME



[Antony Williams, ChemConnector](#)

## Helping to Create Connections in Chemistry

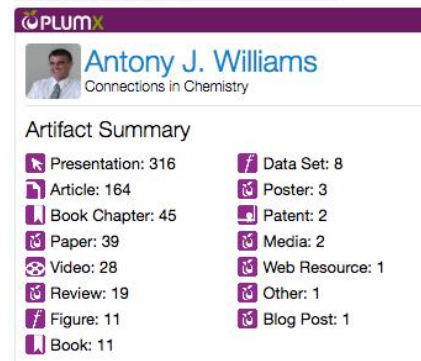
My passion is connecting people to chemistry and I am known as the ChemConnector in the social network. I have almost a decade of experience of analytical laboratory leadership and management. I am a prolific author with over a hundred and fifty scientific publications, book chapters and books, and hundreds of public presentations. I am one of the original founders of the ChemSpider database that was sold to the Royal Society of Chemistry. I am now a Computational Chemist at the National Center of Computational Toxicology at the Environmental Protection Agency.



## SEARCH CHEMCONNECTOR



## MY PLUM ANALYTICS



**Antony J. Williams**  
Connections in Chemistry

**Artifact Summary**

Presentation: 316	Data Set: 8
Article: 164	Poster: 3
Book Chapter: 45	Patent: 2
Paper: 39	Media: 2
Video: 28	Web Resource: 1
Review: 19	Other: 1
Figure: 11	Blog Post: 1
Book: 11	

[Antony Williams, Chemistry, Royal Society of Chemistry](#)

Métricas centradas en los resultados del grupo de investigación o institución



<b>PlumX</b>	<b>Mendeley Institutional Edition</b>	<b>Altmetric for Institution</b>	<b>Snowball metrics</b>
Métricas de grupo	Lectores y Guardados por Institución	Métricas de Altmetric.com	Actividad académica
Métricas de Institución			Actividad social
Uso/Capturas/Citas/ Medios sociales/Menciones			Comentarios de la actividad
			Medios



# University of Pittsburgh


The University of Pittsburgh's PlumX dashboard displays the research impact of researchers from a cross-section of departments throughout the university. Any contribution to the D-Scholarship Institutional Repository is available in PlumX. These contributions enable the per-institute and per-department views. Additionally metrics about the impact of articles in library published journals are also available.

### Artifact Summary

45059	19427	7312	4536	4316
Government	Article	Thesis	Paper	Conference

## Researchers

Showing 50 of 513



Mostrar todos

## Narrow by

Showing 4 of 4

- Digital Collections
- Journals
- Schools and Programs
- University Centers, Institutes, and Research Centers

## University Centers, Institutes, and Research Centers

### Researchers



### Artifact Summary

- |                           |             |
|---------------------------|-------------|
| Article: 3328             | Patent: 7   |
| Book Chapter: 331         | Other: 6    |
| Conference Paper: 284     | Code: 6     |
| Book: 121                 | Other: 5    |
| Review: 61                | Poster: 2   |
| Report: 19                | Video: 1    |
| Letter: 16                | Figure: 1   |
| Thesis / Dissertation: 14 | Data Set: 1 |

### Recent Artifacts

- Three Dimensional Computer Vision-Based Alternative Control Method for Assistive Robotic Manipulator
- ELXN42-Article
- yelp\_template
- ARoMA-V2: Assistive Robotic Manipulation Assistance with Computer Vision and Voice Recognition
- Open Access, Digital Humanities, and the Chinese Land Records at the University of Pittsburgh

### Impact by Type: Todos




- |               |                             |                 |                              |              |                         |                   |                  |            |
|---------------|-----------------------------|-----------------|------------------------------|--------------|-------------------------|-------------------|------------------|------------|
| Todos (87330) | Government Document (45059) | Article (19427) | Thesis / Dissertation (7312) | Paper (4536) | Conference Paper (4316) | PrePri            |                  |            |
| Book (710)    | Book Chapter (695)          | Review (521)    | Report (348)                 | Letter (66)  | Presentation (59)       | Unclassified (49) | Video (30)       | Image (21) |
| Audio (7)     | Syllabus (5)                | News (4)        | Interview (3)                | Poster (3)   | Data (3)                | Abstract (1)      | Web resource (1) | Figure (1) |

# The Smithsonian

Founded in 1846, the Smithsonian is the world's largest museum and research complex, consisting of 19 museums and galleries, the National Zoological Park and nine research facilities.


Links: [si.edu](https://si.edu), [@smithsonian](#), [Facebook](#), [YouTube](#), [Pinterest](#)

## Artifact Summary



## Researchers

Showing 50 of 765



[Mostrar todos](#)

## Narrow by ?

Showing 10 of 29

- Anacostia Community Museum
- Archives of American Art
- Asian Pacific American Center
- Asian Pacific American Program
- Center for Folklife and Cultural Heritage
- Cooper-Hewitt National Design Museum
- Freer-Sackler Galleries
- Hirshhorn Museum and Sculpture Garden
- Museum Conservation Institute
- National Air and Space Museum

[Mostrar todos](#)

- Todos (13760)
- Article (8137)
- Unclassified (4238)
- Book (469)
- Video (466)
- Review (231)
- Book Chapter (122)
- Letter (60)
- Blog (21)
- Conference Paper (10)
- Data (4)
- Patent (2)

[Filter...](#)

## Impact by Type: Todos



Gestionar espacios de trabajo personales, alertas de email y exportar a Excel

Visión por defecto: buscar por resultados, explorar informes y acceder a la base de datos completa

Datos institucionales: autor, departamento, áreas de conocimiento y crear grupos

Altmeter Explorer My workspaces Explore the data Explore my institution Help

# Lilliput University

## All mentioned articles from Lilliput University

**Pick new articles:**

You've chosen to see articles from Lilliput University.

[Look at all articles instead](#)

➤ Mentioned in the past

Summary report	Articles	Activity	Journals
All mentions <b>91,933</b>	News <b>5,465</b>	Blogs <b>13,048</b>	
Facebook <b>7,395</b>	Weibo <b>324</b>	Research highlights <b>3</b>	
Video <b>348</b>	Q&A <b>84</b>	Pinterest <b>30</b>	



# Altmetric Explorer

Altmetric Explorer

My workspaces

Explore the data

Help

Logged in as vmoya@us.es

## Articles mentioned at least once in the past 1m

### Pick new articles:

#### ▼ Mentioned in the past

- 1 day
- 3 days
- 1 week
- 1 month
- 3 months
- 6 months
- 1 year
- Any time

#### ▼ With keyword

Enter keywords to match in article titles and author names.

► In these journals

► With identifiers

► With ORCID

► From publisher

► With Medline subjects

► With subjects

► Matching PubMed query

► Funded by

► Mentioned at any time on

Articles

Activity

Journals

Export articles

Save this workspace

Standard

Tiled

Condensed



Statisticians issue warning over misuse of  $P$  values  
**Nature**



Academics can change the world – if they stop talking only to their peers  
**The Conversation**



Design and synthesis of a minimal bacterial genome  
**Science**



Trends in adult body-mass index in 200 countries from 1975 to 2014: a pooled analysis of 1698 population-based measurement studies with 19.2 million participants  
**The Lancet**



Gradual Versus Abrupt Smoking Cessation  
**Annals of Internal Medicine**



A bacterium that degrades and assimilates poly(ethylene terephthalate)  
**Science**



The 'Tully monster' is a vertebrate  
**Nature**



Contribution of Antarctica to past and future sea-level rise  
**Nature**



The ASA's statement on p-values: context, process, and purpose  
**The American Statistician**



Climate change decouples drought from early wine grape harvests in France  
**Nature Climate Change**



Smartphone-Based Conversational Agents and Responses to Questions About Mental Health, Interpersonal Violence, and Physical Health  
**JAMA Internal Medicine**



News - Venter  
**Nature**



Impact of meat and Lower Palaeolithic food processing techniques on chewing in humans  
**Nature**



The Circle of Life  
**Scientific American**



New tyrannosaur from the mid-Cretaceous of Uzbekistan clarifies evolution of giant body sizes and advanced senses in tyrant dinosaurs  
**Proceedings of the National Academy of Sciences of the**



All mentioned articles from University of Limerick

Pick new articles:

Summary report

Articles

Activity

Journals

Export articles

Save this workspace

Standard

Tiled

Condensed

You've chosen to see articles from University of Limerick.

[Look at all articles instead](#)

Mentioned in the past

Altmetric score of 290

- Picked up by 14 news outlet(s)
- Blogged by 6
- Tweeted by 124
- On 6 Facebook page(s)
- Mentioned in 21 Google+ post(s)
- Reddited by 2

- 15 readers on Mendeley
- 0 readers on Connotea
- 0 readers on CiteULike

[Click for more details](#)

With subjects

Matching PubMed query

Funded by

Mentioned at any time on



The Effect of Strength Training on Performance in Endurance Athletes Sports Medicine

Abstract [...]

Carson, Brian

Kenny, Ian

Lyons, Mark

Human Movement And Sports Science

Mechanical Engineering

Curriculum And Pedagogy



The impact of middle names: Middle name initials enhance evaluations of intellectual performance European

Journal of Social Psychology

Van Tilburg, Wijnand

Igou, Eric

Psychology

Cognitive Science

Sociology



Gut microbiota composition correlates with diet and health in the elderly. Nature

Abstract [...]

O'Connor, Eibh  s



Biomechanical analysis of spinal immobilisation during prehospital extrication: a proof of concept study





## All mentioned articles from University of Sheffield

## Pick new articles:

You've chosen to see articles from University of Sheffield.

[Look at all articles instead](#)

› Mentioned in the past

› With keyword

› In these journals

› With identifiers

## Summary report

## Articles

## Activity

## Journals

All mentions **80,766**

News

**3,038**

Blogs

**3,126**Policy documents **436**

Peer reviews

Weibo

**66**

Wikipedia

2,575

Research highlights **827**

Google+

**815**

Reddit

Pinterest

**10**

LinkedIn

**5**

Chart of mentions of 10,475 matched articles from 5th November 2013 to 5th November 20

2,000

## Access

Access is available directly from this page by connecting to the Altmetric Explorer website - you'll be prompted to log in to MUSE as necessary.

Although an account is not required to browse the data, you have the option to register for a personal account which will allow you to save reports and set up email alerts. If you wish to do this, click 'Anonymous access' > 'Log in' and follow the instructions under 'Don't have an account yet?'

Access provided by University of Sheffield **Anonymous access** ▾

Log in

# My Publications

Sincronizando Altmetrics Instituciones con el Repositorio Institucional

[+ Add a new publication](#)

**!** You have 13 pending publications. [Please claim the ones that are yours.](#)

Navigation

Filter results

Relationship type:

Author of

Title

Journal

Reporting date from

Reporting date to

Publication type

[no filter]

SHERPA RoMEO colour

[no filter]

Repository status


[no filter]







[Reset](#) [Filter](#)

[Mine \(116\)](#)
[! Pending](#)
[Not mine](#)


Sort by [Reporting date \(newest to oldest\)](#)
 Results per page [10](#)
 1-10 of 116


Select all
  Reject
  Export
 [Compact view](#)

[An ultraviolet-optical flare from the tidal disruption of a helium-rich stellar core.](#)  [doi>](#)

Journal article      

[Summary](#)
[LIT users \(3\)](#)
[History \(3\)](#)
[Data sources \(8\)](#)
[Full text \(1\)](#)
[Relationships \(3\)](#)


  
 Nature 485(7397):217-220 10 May 2012 [Author URL](#) [DOI](#)
  
 Reporting date: 10 May 2012 [Edit](#)

Journal Rankings					Citations			Altmetrics
ISSN	SNIP	SJR	ERA2010	Impact Factor	Scopus	WoS	Europe PMC	
1476-4687	8.580	14.747	A*	-	21	20	1	108
0028-0836	8.580	-	A*	3.1860				

[The Spectroscopic Diversity of Type Ia Supernovae](#)  [doi>](#)

Journal article      

[Summary](#)
[LIT users \(3\)](#)
[History \(3\)](#)
[Data sources \(5\)](#)
[Full text](#)
[Relationships \(3\)](#)

# Categorías de herramientas **altmetrics**

Redes de investigadores	Recolectores de datos
Generan métricas basadas en información dentro de su propia red	Obtienen información de recursos externos
PLoS One	ImpactStory
SSRN	
ResearchGate	Altmetric.com. Altmetric Bookmarck, Altmetric for Institutions, Altmetric Books
Mendeley (Elsevier), CiteUlike	PlumX (Plum analytics)
Academia.edu	Kudos
Faculty 1000	
Twitter, Facebook, SlideShare, Wikipedia, resto de medios sociales	
Scopus (all metrics)	
Web of Science (conteo de uso)	
Scival (economic impact) (Elsevier)	

Article- /metrics level tool	Main categories of sources for aggregation of information				
	Coverage	Usage	Citations	Captures	Social Media
<i>ALM-PLoS</i>	Papers from PLOS	PLOS and PubMed Central	PubMed Central, Scopus, ISI Web of Science, and CrossRef	CiteULike, Mendeley, Reddit, Google+, Stumble Upon Connotea	Twitter, Facebook, Google Blogs, Researchblogging.org, Nature Blogs
<i>Altmetric</i>	Scholarly articles	PubMed, Arxiv or pages containing a DOI	Scopus, Web of Science CrossRef	CiteULike, Mendeley	Twitter, Facebook, Blogs, YouTube, Google +, Pinterest, Wikipedia, Weibo users, Redditors
<i>ImpactStory</i>	All the research products (Journal articles, blog posts, datasets, and software...)	PLOS, PubMed, ArXiv, slideshare, vimeo, youtube, Dryad package views, figshare views, webpages (from Impactstory), ScienceSeeker, ORCID)	Scopus, Web of Knowledge, Highwire, Google Scholar Citations, Pubmed	CiteULike, Mendeley, CrossRef, Vimeo, Figshare, Github, Slideshare, Youtube, Delicious	Twitter, Facebook, Blogs, Figshare, Wikipedia, Vimeo, Youtube, Slideshare, Delicious, GitHub
<i>Plum Analytics</i>	Journal articles, books, videos, presentations, conference proceedings, datasets, source code	EBSCO, PLOS, bit.ly, Facebook, GitHub, Dryad, Figshare, Slideshare, Institutional Repositories, WorldCat.	CrossRef, PubMed Central, Scopus, USPTO	CiteULike, Delicious, Slideshare, YouTube, GitHub, Goodreads, Mendeley, Vimeo	Facebook, Reddit, Slideshare, Vimeo, YouTube, GitHub, StackExchange, Wikipedia, SourceForge, Research Blogging, Science Seeker, Amazon, Google Plus, Twitter via DataSift

(Melero, 2015)

	JCR	Scopus	WoS	Google Scholar	Google Scholar Citation	Mendeley	Impact Story	PLoS	Altmetric	Plum Analytics
<b>Métricas para</b>										
Artículos			✓	✓	✓	✓	✓	✓	✓	✓
Personas			✓		✓		✓		✓	✓
Instituciones			✓			✓			✓	✓
Países			✓							
Revistas	✓	✓	✓	✓					✓	✓
<b>Métricas tradicionales</b>										
Citas	✓	✓	✓	✓	✓		✓	✓		✓
<b>Altimétricas</b>										
Vistas/ Descargas							✓	✓		✓
Lecturas/ Marcadores/ Etiquetas						✓	✓	✓	✓	✓
Comentarios							✓	✓	✓	
Blogs							✓	✓	✓	✓
Facebook							✓	✓	✓	✓
Twitter							✓	✓	✓	✓
<b>Cobertura</b>										
Transparencia	✓	✓	✓					✓		

# MÉTRICAS EN SCOPUS



SCOPUS  
ARTICLE-LEVEL  
METRICS



Altmeteric



...

Nonhybrid, finished microbial genome assemblies from long-read SMRT sequencing data [Back to article](#)Chin C-S, Alexander D.H, Markis P, Klammer A.A, (...), Korlach J.  
(2013) Nature Methods, 10(6), pp. 563-569

## Overview

Citations

Scholarly Activity  
Mendeley, CiteULike, etc.Scholarly Commentary  
Blogs, Reviews, Wikipedia, etc.

Mass Media

Social Activity  
Twitter, Facebook, etc.

## Overview

[About Snowball Metrics](#)

## Engagement highlights

## Scholarly Activity - 349 readers from 2 sources

Downloads and posts in common research tools

**Mendeley:** 337 Readers  
**Top Discipline:** Biological Sciences  
**Top Demographic:** Ph D Student  
 Save to Mendeley

**CiteULike:** 12 Copies

## Benchmark highlights

Based on 349 readers from 2 sources

Compared to Biotechnology articles of same age and document type

All Scholarly Activity - 349 99<sup>TH</sup> PERCENTILE[View all Scholarly Activity](#)

## Social Activity - 89 mentions from 3 sources

Mentions characterized by rapid, brief engagement on platforms used by the general population, such as Twitter, Facebook and Google+.

84 tweets from 66 users

4 posts from 4 users

1 post from 1 user

## Benchmark highlights

Based on 89 mentions from 3 sources

Compared to Biotechnology articles of same age and document type

All Social Activity - 89 99<sup>TH</sup> PERCENTILE[View all Social Activity](#)

## Scholarly Commentary - 16 mentions

Mentions in scientific blogs, websites and publications

## Microbial sequencing at Nature Methods

Methagora  
29 September 2014[View all Scholarly Commentary](#)

## Mass Media - 4 stories from 4 sources

Coverage of research output in the mass media

## 定序篇的打頭仗！—濠洲次世代基因定序技術

Pansci  
26 May 2015[View all Mass Media](#)[Select data provided by Altmetric.com](#)

## Metrics

134 Citations 99<sup>TH</sup> PERCENTILE

21.20 Field-Weighted Citation Impact

337 Mendeley Readers 99<sup>TH</sup> PERCENTILE

12 Blog posts

84 Tweets 99<sup>TH</sup> PERCENTILE

4 Mass Media stories

21 Mentions in 6 additional sources

[Select data provided by Altmetric.com](#)[View all metrics](#)About Scopus  
What is Scopus  
Content coverageLanguage  
日本語に切り替える  
切换到繁体中文  
切换到简体中文Customer Service  
Help and Contact  
Live ChatAbout Elsevier  
Terms and Conditions  
Privacy Policy

Elsevier > All Solutions > SciVal > Releases > Feb 2016

# Measure your economic impact with new metrics in SciVal

Feb 2016



## Athena University

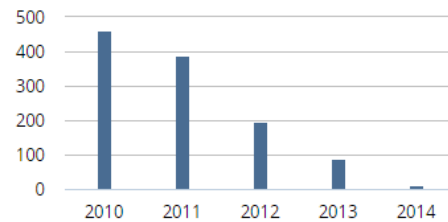
16th (QS) · 19th (THE) · 14th (ARWU) | United Kingdom | More details on this Institution

View data sources 2010 to 2014 no subject area filter selected ASJC

- Summary
- Publications
- Viewed
- Citations
- Collaboration
- Economic Impact**
- Societal Impact

Patent office All Patent Offices

### Citing-Patents Count



1,053

number of patents that are citing publications from the Athena University



Outputs in Top Percentiles is a Snowball Metric

Snowball Metrics are a set of standard metrics to measure research performance.

Click the icon below for more information.

#### Outputs in Top Percentiles

Publications in top 10% most cited worldwide



Andalusia:  
**4.1%**

#### Publications in Top Journal Percentiles

Publications in top 10% journals by



Andalusia:  
**11.9%**

#### International Collaboration

Publications co-authored with Institutions in other countries



Andalusia:  
**19.6%**

#### Academic-Corporate Collaboration

Publications with both academic and corporate affiliations



Andalusia:  
**0.1%**



## Multidimensional assessment of scholarly research impact

Por: Moed, HF (Moed, Henk F.)<sup>[1]</sup>; Halevi, G (Halevi, Gali)<sup>[2]</sup>

[Ver ResearcherID y ORCID](#)

JOURNAL OF THE ASSOCIATION FOR INFORMATION SCIENCE AND TECHNOLOGY

Volumen: 66 Número: 10 Páginas: 1988-2002

DOI: 10.1002/asi.23314

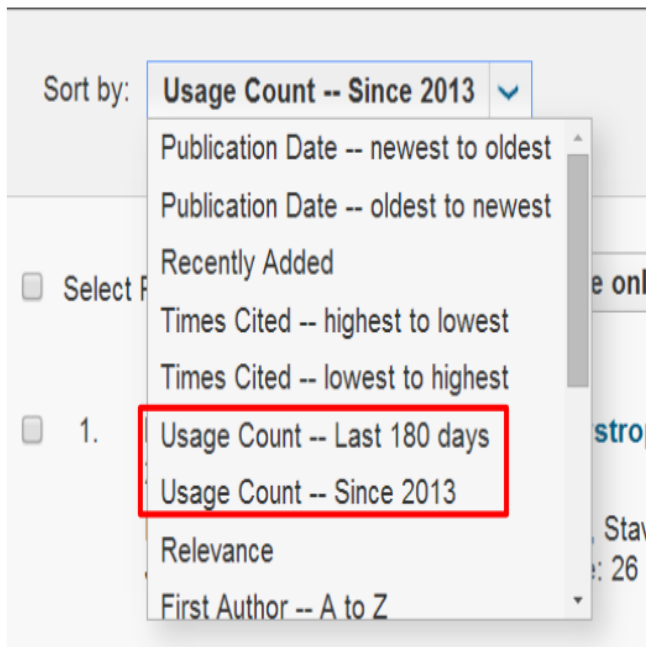
Fecha de publicación: OCT 2015

[Ver información de revista](#)

### Resumen

This article introduces the Multidimensional Research Assessment Matrix of scientific output. Its base notion holds that the choice of metrics to be applied in a research assessment process depends on the unit of assessment, the research dimension to be assessed, and the purposes and policy context of the assessment. An indicator may be highly useful within one assessment process, but less so in another. For instance, publication counts are useful tools to help discriminate between those staff members who are research active, and those who are not, but are of little value if active scientists are to be compared with their colleagues in other disciplines, or with those in other countries, or with those in other institutions. It presents a typology of important groups, and institutions. It introduces the concept of a meta-analysis of policy inferences regarding the objectives and

Figura 5. Posibilidad de ordenar los registros de una búsqueda por su número de usos



### Red de citas

0 Veces citado

85 Referencias citadas

[Ver Related Records](#)

[Ver mapa de citas](#)

[Crear alerta de cita](#)

*(datos de Colección principal de Web of Science™)*

### Número de todas las veces citado

0 en Todas las bases de datos

0 en Colección principal de Web of Science

0 en BIOSIS Citation Index

0 en Chinese Science Citation Database

0 en Data Citation Index

0 en Russian Science Citation Index

0 en SciELO Citation Index

### Conteo de uso

Últimos 180 días: 69

Desde 2013: 69

[Más información](#)

## Marketing strategy for libraries



Qué entendemos por usuario como centro del servicio. Estrategia y táctica en marketing

Nieves González-Fernández-Villavicencio

Publication date: January 2015

Publisher: EPI SCP (El Profesional de la Informacion)

DOI: <http://dx.doi.org/10.3145/epi.2015.ene.01>

[Report a data issue !\[\]\(6059a5aa8b4ca7bb793408023d6c6e42\_img.jpg\)](#)

 Read Publication

 Publication Metrics


Unclaim publication

**About** Share Metrics Authors Related Publications Activity Log

Co-authors: sign in and claim this publication to add your perspective.


### What's it about?



Diferencia entre la estrategia y la táctica en marketing. Las bibliotecas no tienen estrategia, solo realizan actividades de marketing. 

### Why is it important?




Se aborda el marketing en BIBLIOTECAS desde una perspectiva holística, teórica y reflexiva. 

### Perspectives



[Nieves González-Fernández-Villavicencio \(Author\)](#) 

Bibliotecas y marketing han vivido de espaldas hasta hace unos años, cuando la audiencia cambió sus hábitos de consumo de información. El marketing como estrategia debería ser uno de los objetivos prioritarios de las bibliotecas para seguir siendo rentables.

 Read Publication

The following have contributed to this page: [Nieves González-Fernández-Villavicencio](#)

Nieves — one more step for best results!  
You can increase views by sharing your work to your email, web and social networks.

 Share Publication

### Resources


External resources such as presentations, videos, interviews, figures, data-sets or related publications

#### Title

#### URL

 URL e.g. <http://example.com/>

#### Type

Please Select... 

#### Description

Please enter a brief description of your resource.



	Factor de impacto	Índice h	Altmetric.com
<b>Nivel de la métrica</b>	Revista	Autor	Artículo (revista, libro e institución)
<b>Transparencia del cálculo</b>	Metodología publicada	Metodología publicada	Metodología aproximada publicada
<b>Nivel de respuesta</b>	Publicación anual basada en datos de hace 2 años		Efectividad real. Aumenta por una frecuencia de actividad en medios sociales
<b>Beneficios para el autor cuando seleccione la revista para publicar</b>	Muy útil, reconocido por universidades y organizaciones financiadoras	No ayuda	No ayuda (por el momento)
<b>Beneficios para el autor por la atención que genera</b>	Muy limitado, mucho retraso	Útil	Muy útil
<b>Manipulación por editores y proveedores</b>	Por supuesto. Sólo hay que asegurarse de que las citas sean muchas y el nº de artículos bajo. Hay guías para conseguir citas	Limitado interés	Por supuesto, sólo hay que crear una campaña en medios sociales sobre la publicación
<b>Manipulación por autores</b>	Limitado pero teóricamente posible	Teóricamente manipulable, pero conlleva mucho trabajo	Por supuesto, el autor puede crear una campaña en medios sociales. Pero también es difícil conseguirlo
<b>Credibilidad científica</b>	Media, metodología reproducible pero tiempo limitado, documentos importantes no van a contribuir mucho al FI	Media	Baja relación entre altmetric y la importancia científica
<b>Credibilidad académica</b>	Alta. Muchas de las decisiones académicas y de financiación se basan en este índice	De media a alta. Se está comenzando a usar para la carrera académica	Baja pero subiendo. Ya se están considerando para temas de financiación

Tabla comparativa entre FI, índice h y Altmetrics (Wacogne, 2016)

## Reconocer los problemas de las altmetrics

Transparencia en las coberturas y normalización en las métricas (NISO)

Fragilidad de los medios sociales

Diferente uso de los medios por los investigadores

Métricas no consideradas hasta ahora en la financiación, acreditaciones y sexenios

Identificador único de investigador

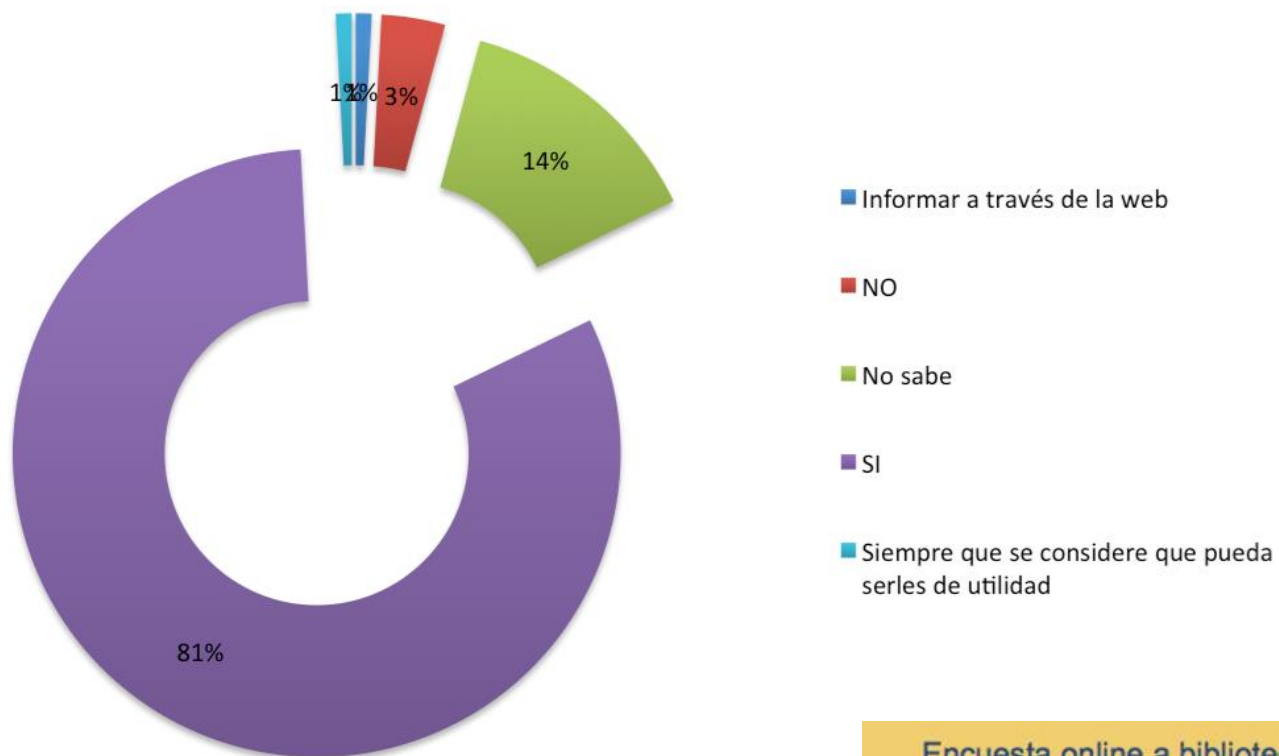


Identificador único de publicación



## Obtener ideas para usar altmetrics como bibliotecarios

¿Crees que la biblioteca debe formar o asesorar a sus investigadores en Altmetrics?

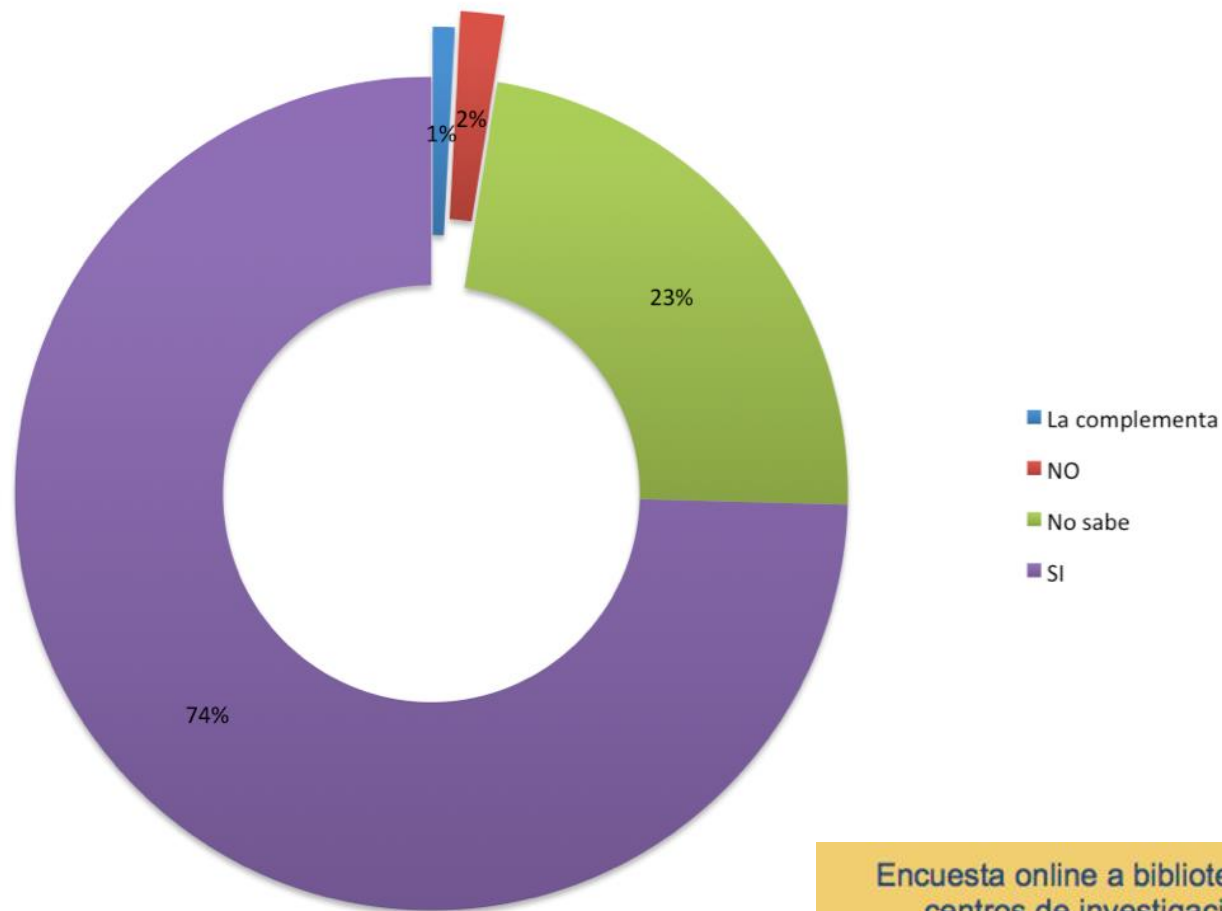


Encuesta online a bibliotecarios de centros de investigación (2014)  
(González, Domínguez, Calderón y García)

11 Preguntas / 112 Respuestas

## Obtener ideas para usar altmetrics como bibliotecarios

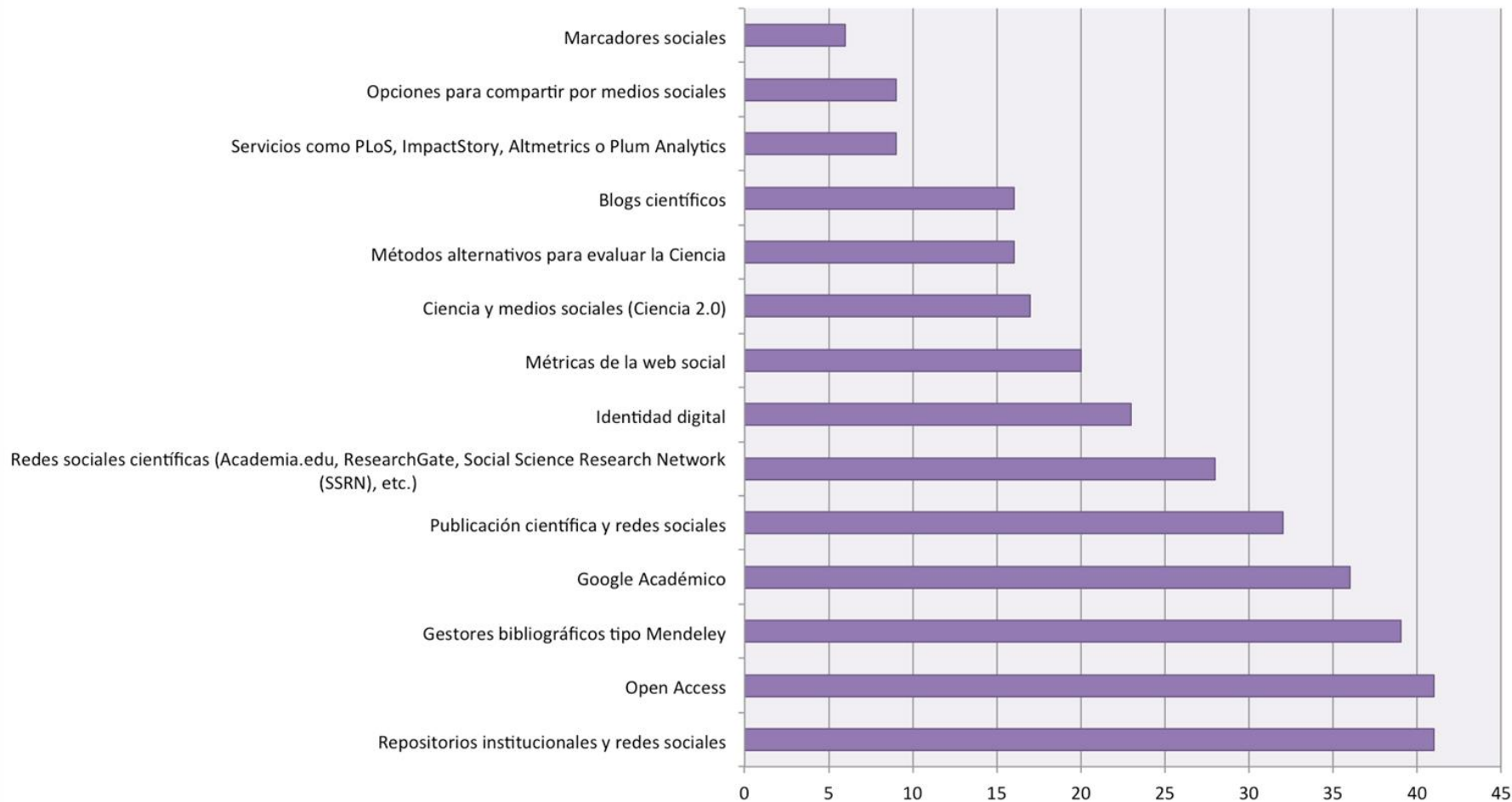
¿Crees que Altmetrics mejora la visibilidad y el impacto de la producción científica?



Encuesta online a bibliotecarios de centros de investigación (2014)  
(González, Domínguez, Calderón y García)

11 Preguntas / 112 Respuestas

## Tipo de formación sobre Altmétricas que ofrecen



Encuesta online a bibliotecarios de  
centros de investigación (2014)  
(González, Domínguez, Calderón y García)

11 Preguntas / 112 Respuestas



## Altmetrics for Researchers

What is Altmetrics?

Altmetrics: benefits & limitations

Using Altmetrics: CVs, dossiers & more

AltmetricExplorer

### Using altmetrics for professional advancement

An increasing number of researchers are using altmetrics to help document the varied impacts of their work in their CVs, tenure & promotion dossiers, and grant and job applications.

**TIP:** When using altmetrics to document your impact, keep in mind that context is very important for making the numbers you list *meaningful*. So, rather than include raw counts of your article's metrics:

Author, A. (2015). "Title." *Journal name*. doi:10.000/10.100x

Citations: 4 / Twitter mentions: 21 / Mendeley bookmarks: 91 / Blog mentions: 12

...you should provide contextual information that communicates to your viewer how your paper or other research output has performed relative to others' papers/outputs:

Author, A. (2015). "Title." *Journal name*. doi:10.000/10.100x

Citations: 4 - listed in the 98th percentile of Biology research published in 2015 on Impactstory.

Other impact metrics: listed on Altmetric.com as being in the 96th percentile of papers published in *Journal name* and the 87th percentile of papers published in 2015.

International impact: this paper has been mentioned, bookmarked, or viewed in at least 43 countries, according to Impactstory.

**TIP:** Qualitative data is also a good way to provide context for the attention your work has received. You can find full-text mentions of your work [using altmetrics services](#), and include them in your website, CV, or dossier like so:

Author, A. (2015). "Title." *Journal name*. doi:10.000/10.100x

Paper covered by more than 100 media outlets worldwide, including *The Wall Street Journal* and *The Guardian*.

Recommended on 12 research blogs, putting it in the 99th percentile of Biology publications published in 2015. Was described as "a breakthrough study on examples" by prominent genetics and evolution researcher Rosie Redfield.





Biblioteca / Guías de la BUS / Altmetrics: métricas alternativas / ¿Qué es altmetrics?

# Altmetrics: métricas alternativas: ¿Qué es altmetrics?



¿Qué es altmetrics?

Ventajas y debilidades

Herramientas

Mejore sus altmetrics

Más información

## Altmetrics = métricas alternativas

Por **altmetrics** (o **altrmétricas**) se conoce a un conjunto de **métricas alternativas** usadas para medir el impacto de la investigación. Se trata de una serie de indicadores derivados de las **herramientas 2.0** y que, por lo tanto, se generan a partir de las interacciones de los usuarios en la web social con los materiales generados por los investigadores.

Estas métricas alternativas han nacido para reflejar la influencia del trabajo científico dentro de los nuevos contextos sociales y de información. Incluyen por tanto las citas recogidas en blog, Facebook, Twitter, las veces que ha sido marcado como favorito o guardado entre las referencias de un gestor de bibliografía, como Mendeley.

Cada vez hay más revistas y bases de datos que ofrecen información sobre las citas altrmétricas que han recibido los artículos, además de las citas tradicionales. En muchos casos incluso comparan los resultados del artículo con la media obtenida por la categoría temática en la que se encuentra.

### Información relacionada

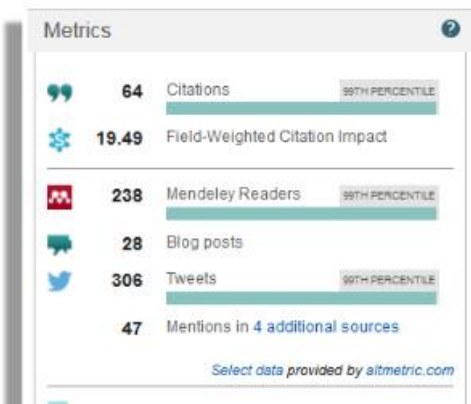
- Factor de Impacto: JCR y SJR
- Índices de Impacto
- Índice H
- Informes de citas
- Indicios de calidad en libros
- Perfiles de autor
- ORCID

### Contacto

**CONSÚLTENOS**  **954 55 11 30**

Para citar esta guía:

"Altmetrics". Guía de la BUS: Investigación, 2016. [indicar fecha de la consulta].




## Pasos que deben dar los bibliotecarios

- Formarse en métricas alométricas
- Usarlas en CV y perfiles propios de investigador
- Colaborar con otros servicios de apoyo a investigadores de la institución
- Asesorar sobre su uso, ventajas y limitaciones a la Institución
- Integrar las altmetrics en la formación en competencias digitales

## Pasos que deben dar los bibliotecarios

- Formar a investigadores en el uso de las altmetrics
- Incluir altmetrics en la selección y formación de las colecciones
- Implementarlas en repositorios, catálogos, bases de datos de la biblioteca
- Incorporarlas a la detección de las necesidades de los usuarios
- Difundir sus ventajas, limitaciones y formas de acceso con tecnologías sociales y móviles



Muchas gracias

Nieves González Fernández-Villavicencio

[@nievesglez](#)

## Bibliografía

González-Fernández-Villavicencio, Nieves, Antonio Calderón-Rehecho, María Isabel Domínguez-Aroca, and Pablo García-Hernández. 2015. “¿Qué Papel Juegan Los Bibliotecarios En Las Altmetrics?” *Anales de documentación: Revista de biblioteconomía y documentación* 18:1–19.

Melero, Remedios. 2015. “Altmetrics – a Complement to Conventional Metrics.” *Biochemia Medica* 25(2):152–60.

Wacogne, Ian D. 2016. “Article Metrics: Measuring the Impact and Importance of Papers.” *Education & practice online first* January(14):1–2. Retrieved (<http://jnnp.bmj.com/lookup/doi/10.1136/jnnp-2015-310628>).

## Imágenes URLs

[http://ep01.epimg.net/elpais/imagenes/2016/03/17/eps/1458213301\\_511715\\_1458213500\\_noticia\\_normal\\_recorte1.jpg](http://ep01.epimg.net/elpais/imagenes/2016/03/17/eps/1458213301_511715_1458213500_noticia_normal_recorte1.jpg)  
<https://ejournals.library.ualberta.ca/index.php/jchla/article/view/22907/17063>



Bibliotecarios alternativos entendiendo altmetrics by [Nieves González-Fernández-Villavicencio](#) is licensed under a [Creative Commons Reconocimiento 4.0 Internacional License](#).